




the ultimate
tile backer board



Product Overview Guide Tile Backer Board & Accessories

Contact and Technical Information

 www.base-board.net

 info@base-board.net



BASEBOARD
waterproofing | dry-lining | insulation



the ultimate
tile backer board



Baseboard

Product Range Introduction

Baseboard is a complete waterproof, tile backing board and insulating system for wet rooms, showers and bathrooms.

The system is used in preference over against chipboard, ply or plasterboard.

Benefits -



Waterproof

Totally impervious to moisture, providing a stable ready to tile substrate.



Insulating

High thermal insulation properties ensuring minimal heat transfer to adjacent surfaces.



Lightweight

No extra load requirements. Easy to handle and cut.



Versatile

Suitable for use on timber and metal studworks, concrete and timber floors.




Underfloor Heating

Suitable for use beneath electrical underfloor heating.

Baseboard Panels

Product Overview Tile Backer Board

Cement coated building board - Used for creating a waterproof surface suitable for fixing wall and floor tiles.



Manufactured to the highest specification, Baseboard is the benchmark for stable, impervious and durable tile backer boards. There are many areas of application including uses in showers, steam rooms and swimming pools.

Versatile - Suitable for use on metal and timber stud work, or on existing floors and walls to cover unstable and uneven surfaces.

Baseboard Panels -

Description	Length A	Width B	Thickness (mm)	Product Code	Unit Qty
Panel	1200mm	600	6	BB1005	20 pcs / Carton
Panel	1200mm	600	10	BB1010	20 pcs / Carton
Panel	1200mm	600	12	BB1015	20 pcs / Carton
Panels	2500mm	600	10	BB1030	10 pcs / Carton
Panels	2500mm	600	12	BB1035	10 pcs / Carton



Baseboard Trays


Product Overview Preformed Shower Trays

Cement coated preformed shower trays -
Used for creating a walk-in shower area.

The Baseboard Shower Tray range incorporates a wide variety of shapes and sizes to create a level access walk-in shower area.

Each tray has a preformed fall to the drain location.

Coated with cement, and strengthened with fibreglass mesh - Baseboard Shower Trays are ready for the application of tiles. Compatible with electric underfloor heating.



Baseboard Shower Trays -

Description	Length A	Width B	Thickness (mm)	Product Code	Drain Position
Rectangular Tray	800mm	1200	20	BB2105	Offset
Rectangular Tray	800mm	1500	20	BB2110	Offset
Rectangular Tray	900mm	1200	20	BB2115	Centre
Rectangular Tray	900mm	1200	20	BB2120	Offset
Rectangular Tray	1200mm	800	20	BB2125	Offset
Rectangular Tray	1500mm	900	20	BB2130	Offset
Rectangular Tray	1800mm	900	20	BB2135	Offset
Square Tray	800mm	800	20	BB2205	Centre
Square Tray	900mm	900	20	BB2210	Centre
Square Tray	1000mm	1000	20	BB2215	Centre
Square Tray	1200mm	1200	20	BB2220	Centre
Channel Drain Tray	900mm	900	30	BB2405	Offset
Channel Drain Tray	900mm	1200	30	BB2410	Offset
Channel Drain Tray	900mm	1500	30	BB2415	Offset
Shower Drain				BB2505	

Baseboard Tanking Kit

Product Overview Waterproof Tanking System

A complete waterproofing system for the protection of substrates in wet areas. Specifically designed for use beneath ceramic, porcelain, natural stone and mosaic tiles.

Coverage of 10sqm.

Ideal for waterproofing internal walls and floors in installations subject to intermittent and frequent wetting such as domestic and commercial showers, wet rooms and saunas. Easy to use system comprised of paint on paste and tanking tape. Totally waterproof and flexible to cope with movement and vibration.

Kit Contents -

- 5kg - Waterproof Membrane
- 5m - Waterproofing Jointing Tape
- Instruction Guide

Baseboard Tanking Kit -

Description	Coverage (sqm)	Product Code
Waterproofing Kit	10	BB3105

Baseboard Membrane

Product Overview Waterproof Tanking Paste

Tanking Membrane for waterproofing substrates in wet areas.

Liquid paint on paste used for waterproofing absorbent substrates in wet areas. Designed for use before laying ceramic, porcelain, natural stone and mosaic tiles. Fast Drying - Ready to tile on in two hours. Distinctive grey colour to show areas covered.

Waterproof Tanking Paste -

Description	Size (kg)	Product Code
Membrane	5	BB3110



Baseboard Jointing Tape

Product Overview

Waterproofing Jointing Tape

Waterproofing jointing tape that creates a waterproof seal between joints.

For use in conjunction with tanking paste. Used to create a permanent waterproof seal around joints in shower and bath areas.

Waterproofing Jointing Tape-

Description	Length (m)	Product Code
Waterproofing Tape	5	BB3115

Baseboard Fixings

Product Overview

Fixings and Accessories


Specially designed fixings for the installation of Baseboard Products.

Baseboard Dowel Fixings -

For fixing Baseboard to masonry walls or tiled surfaces. Ideal for use in wet areas.

Use 8 dowels per 1200x600mm board.

Description	Length A	Product Code	Box Qty
Stainless Steel	50mm	BB3205	50
Stainless Steel	90mm	BB3210	50
Stainless Steel	110mm	BB3215	50



Baseboard Screws -

Sharp point, zinc plated drywall screws to be used with washers for mechanically fixing Baseboard to walls and floors.

Use 15 screws per 1200x600mm board.

Description	Length A	Product Code	Box Qty
Drywall Screws	25mm	BB3305	1000
Drywall Screws	32mm	BB3310	1000
Drywall Screws	45mm	BB3315	1000
Drywall Screws	50mm	BB3320	1000
Drywall Screws	65mm	BB3325	500
Drywall Screws	75mm	BB3330	500



Baseboard Washers -

For use in conjunction with fixing screws when securing Baseboard to timber walls and floors.

Description	Diameter	Product Code	Box Qty
Stainless Steel	35mm	BB3405	100





Contact and Technical Information

 www.base-board.net

 info@base-board.net

